

Specifications

| Model | GTH™ -1056 | |
|---|-------------|-------------|
| Measurements | US | Metric |
| Maximum lift height | 56 ft 10 in | 17.32 m |
| Maximum forward reach | 42 ft | 12.80 m |
| A Height, stowed | 8 ft 6 in | 2.59 m |
| B Length, stowed (without forks) | 22 ft | 6.71 m |
| Width | 8 ft 6 in | 2.59 m |
| C Wheelbase | 10 ft 8 in | 3.25 m |
| D Ground clearance, center | 1 ft 10 in | 0.56 m |
| E Ground clearance, axle | 1 ft 6 in | 0.46 m |
| Fork cross section | 2.25 x 4 in | 57 x 101 mm |

Productivity

| | | |
|---------------------------------|-------------------------------------|--------------|
| Maximum lift capacity | 10,000 lbs | 4,536 kg |
| Lift capacity at maximum height | 4,000 lbs | 1,814 kg |
| Lift capacity at maximum reach | 3,000 lbs | 1,361 kg |
| Raise/Lower boom | 13.5/12 sec | |
| Extend/Retract | 16/15 sec | |
| Frame leveling | 10° side to side | |
| Drive speed | see engine manufacturer information | |
| Draw bar pull | 28,800 lbs | 13,063 kg |
| Turning radius, outside (4WS) | 13 ft 3 in | 4.04 m |
| Auxiliary hydraulic flow | 2-15 gpm | 7.6-56.8 lpm |
| Auxiliary hydraulic pressure | 3,200 psi | 220 bar |
| Tires, standard size | 14 x 24 in, 12 ply | |

Power

| | | |
|------------------------------------|---|---------|
| Power source | Deutz TCD 3.6 L Tier 4i 121 HP (90.23 kW)* Perkins 1204E Tier 4i 124 HP (92.47 kW) Perkins 1104E Tier 3 124 HP (92.47 kW)** | |
| Electrical system | System voltage 12 volt Alternator 95 amp Battery 1000 CCA at 0°F (-18°C) | |
| Hydraulic tank capacity | 44 gal | 166.6 L |
| Hydraulic system capacity (w/tank) | 55 gal | 208.2 L |
| Fuel tank capacity | 35 gal | 132.5 L |

Weight***

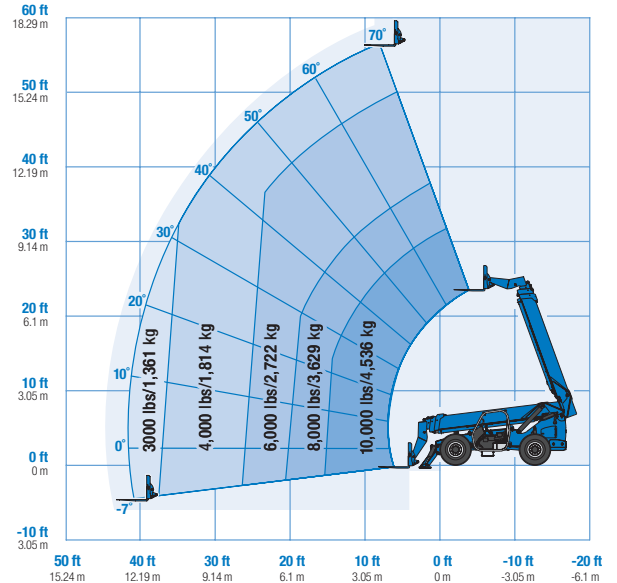
| | | |
|--|------------|-----------|
| | 30,000 lbs | 13,608 kg |
|--|------------|-----------|

Standards Compliance

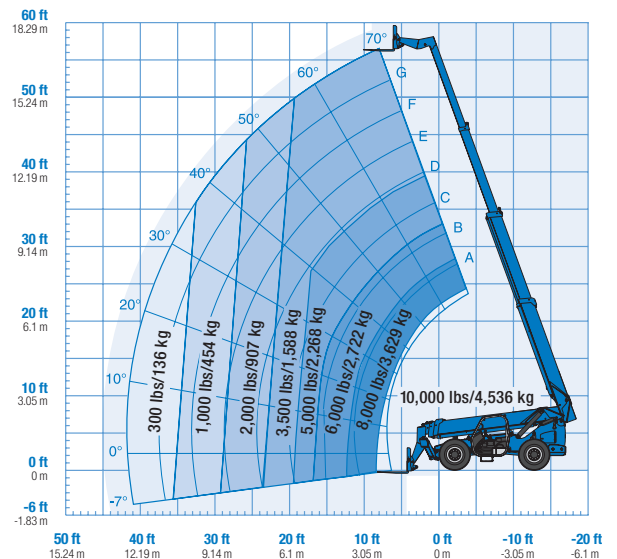
ANSI/ITSDF B56.6, CSA B335

* Also available as Tier 3 in limited regions
 ** Availability limited by region and country standards
 *** Weight will vary depending on options and/or country standards.
 **** Load ratings vary depending on attachment.

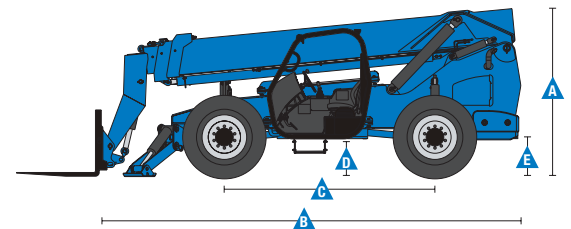
Load Chart GTH™ -1056****



With stabilizers down



With stabilizers up



Features

Standard Features

Measurements

- 10,000 lb (4,536 kg) maximum lift capacity
- 56 ft 10 in (17.32 m) maximum lift height
- 42 ft (12.80 m) maximum reach

Productivity

- Full time 4WD
- 4WS
- Operator selectable front, crab, coordinated steering modes
- Frame leveling 10° side to side
- 4-speed forward and reverse powershift transmission
- Power assisted steering
- Inboard wet disc service brakes
- Wet disc spring applied parking brake
- 14 x 24 in 12-ply air-filled rough terrain tires
- Front axle differential lock
- Rear axle stabilization system
- Twin axle mounted stabilizers
- High efficiency/variable displacement hydraulic pump
- ROPS/FOPS canopy
- Single, multi-function, proportional joystick
- Machine level indicator
- Full gauge cluster with engine diagnostics
- 48 in carriage and pallet forks
- Boom angle indicator
- Retractable 3 in (7.6 cm) seatbelt
- Left front and rear tire fenders
- Reverse motion alarm
- Adjustable suspension seat
- Auxiliary hydraulic circuit (15 GPM)
- Genie manual Quick-Attach™ system
- Fenders (set of 4)
- Lift Shackle at boom tip

Options & Accessories

Productivity

- Fully enclosed cab (includes full glass, defroster, wiper, washer, right-side sliding window, split door)
- Fully enclosed cab air conditioning
- Front and top glass
- Right-side screen
- Dual joystick controls
- Flashing beacon
- Work lights (High output LED cab, boom and rear)
- Road lights (High output LED 2 front mounted, 1 backup, 2 rear stop/turn/tail)
- Fire extinguisher
- Rear proximity alarm

Engine Options

- Deutz TCD 3.6 L Tier 4i 121 HP (90.23 kW)*
- Perkins 1204E Tier 4i 124 HP (92.47 kW)
- Perkins 1104E Tier 3 124 HP (92.47 kW)**
- Engine block heater

Tire Options

- 14 x 24 in 12-ply foam-filled rough terrain tires
- Firestone SGG foam-filled tires
- Firestone SGG air-filled tires
- 14x24 Solid Rubber Tires

* Also available as Tier 3 in limited regions.

** Availability limited by region and country standards

Options & Accessories

Attachment Options

- Carriages - Quick-Attach™
 - 60 in (1.52 m) rotating carriage (10° from center left and right)
 - 48 in (1.22 m) rotating carriage (10° from center left and right)
 - 72 in (1.83 m) swing carriage (45° from center left and right)
 - 60 in (1.52 m) wide fork carriage
 - 72 in (1.83 m) wide fork carriage
- Forks
 - 60 in (1.52 m) pallet forks (set of two) 2.25 x 4 x 60 in (.06 x .10 x 1.52 m)
 - 72 in (1.83 m) pallet forks (set of two) 2.25 x 4 x 72 in (.06 x .10 x 1.83 m)



Genie United States

6464 185th Ave. NE
Redmond, WA 98052
Telephone +1 (425) 881-1800
Toll Free in USA/Canada +1 (800)-536-1800
Fax +1 (425) 883-3475

Distributed By: